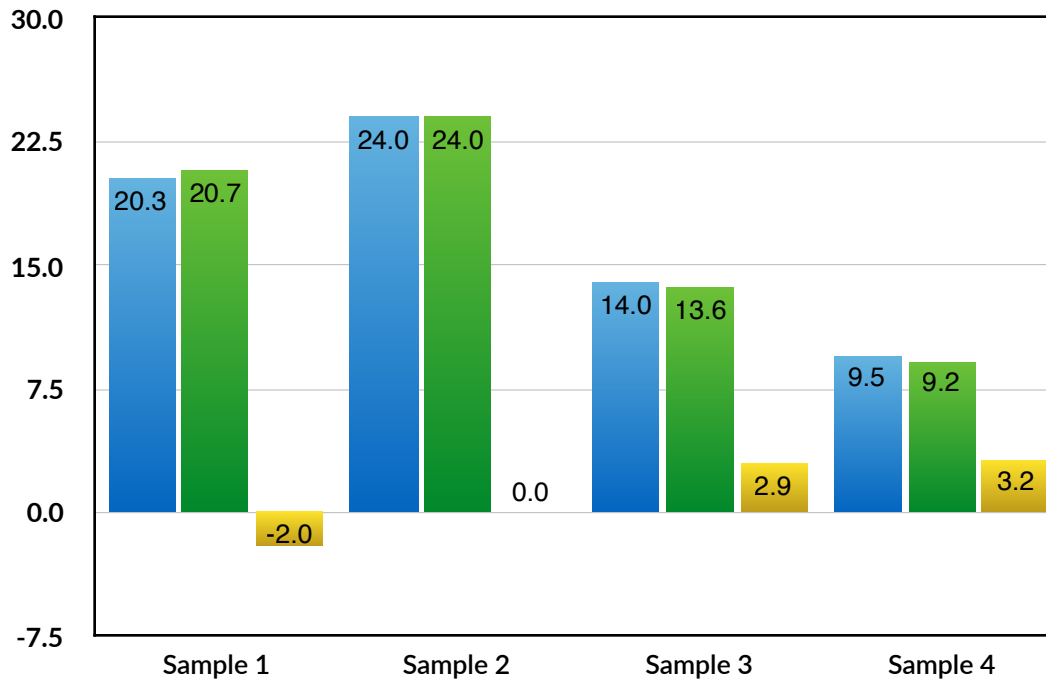


Third Party Validation Comparison

Comparing Total THC* Sage vs. Experchem

Product	Sage Measured Total THC	Lab Measured Total THC
Sample 1: 25006435	20.3	20.7
Sample 2: 25006201	24.0	24.0
Sample 3: 25006473	14.0	13.6
Sample 4: 25006497	9.5	9.2

■ Sage
 ■ Experchem
 ■ Difference**



**Note: The % difference represents the difference between the Sage and lab measurements.

For example, Sample 1 resulted in a 20.3% Total THC value when measured by Sage, and a 20.7% laboratory value. These two values are 2.0% different.

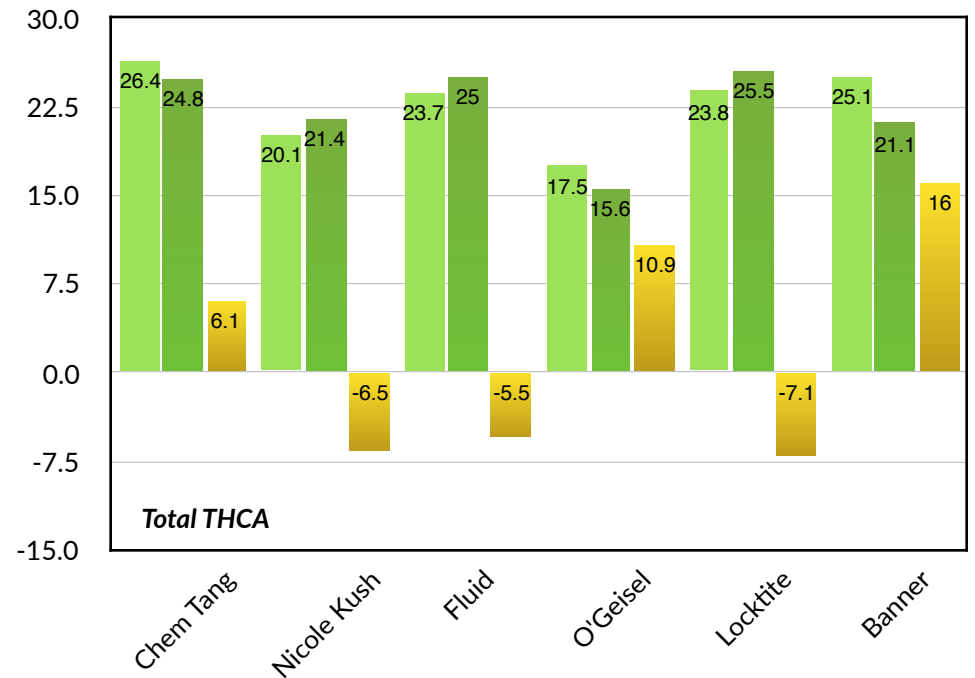
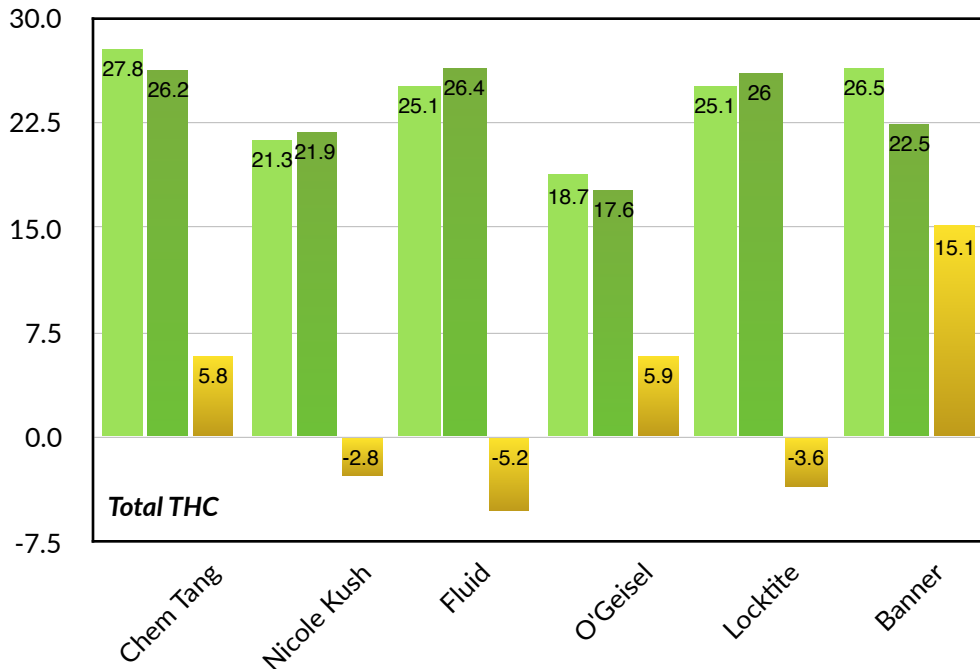
(20.3/20.7=0.98, or 98%), which means there is 2.0% leftover, which is the error.

Comparing Total THC & THCA Sage vs. Pure Analytics

Product	Sage Measured Total THC	Lab Measured Total THC	Sage Measured THCA	Lab Measured THCA
Chemo Tang	27.8	26.2	26.4	24.8
Nicole Kush	21.3	21.9	20.1	21.4
Fluid	25.1	26.4	23.7	25.0
O-Geisel	18.7	17.6	17.5	15.6
Locktite	25.1	26.0	23.8	25.5
Banner	26.5	22.5	25.1	21.1

■ Sage
 ■ Pure Analytics
 ■ Difference

■ Sage
 ■ Pure Analytics
 ■ Difference



Comparing Total THC Sage vs. Dutch Lab

Product	Sage Measured Total THC	Sage Measured THCA	Test 1														
Bedrobinal	13.8	11.5	<div style="background-color: #1a4a73; color: white; padding: 5px; text-align: center;"> Dutch Lab Results Total THC 13.5 Total CBD <1 </div> <table border="1" style="width: 100%; border-collapse: collapse; margin-top: 10px;"> <thead> <tr> <th></th> <th>Total THC</th> <th>THCA</th> </tr> </thead> <tbody> <tr> <td>Average</td> <td>13.9</td> <td>11.4</td> </tr> <tr> <td>SD</td> <td>0.2</td> <td>0.2</td> </tr> <tr> <td>RSD</td> <td>1.4</td> <td>2.0</td> </tr> </tbody> </table> <p style="text-align: center; margin-top: 10px;">Above is the Average, SD & RSD from the Sage tested data</p>				Total THC	THCA	Average	13.9	11.4	SD	0.2	0.2	RSD	1.4	2.0
	Total THC	THCA															
Average	13.9	11.4															
SD	0.2	0.2															
RSD	1.4	2.0															
Bedrobinal	13.6	11.2															
Bedrobinal	14.0	11.5															
Bedrobinal	13.7	11.3															
Bedrobinal	14.2	11.9															
Bedrobinal	13.7	11.2															
Bedrobinal	13.8	11.4															
Bedrobinal	13.9	11.5															
Bedrobinal	13.7	11.2															
Bedrobinal	14.1	11.7															

Product	Sage Measured Total THC	Sage Measured THCA	Test 2														
Bedrobinal	13.3	11.0	<div style="background-color: #1a4a73; color: white; padding: 5px; text-align: center;"> Dutch Lab Results Total THC 13.5 Total CBD <1 </div> <table border="1" style="width: 100%; border-collapse: collapse; margin-top: 10px;"> <thead> <tr> <th></th> <th>Total THC</th> <th>THCA</th> </tr> </thead> <tbody> <tr> <td>Average</td> <td>13.4</td> <td>11.0</td> </tr> <tr> <td>SD</td> <td>0.4</td> <td>0.4</td> </tr> <tr> <td>RSD</td> <td>2.6</td> <td>3.5</td> </tr> </tbody> </table> <p style="text-align: center; margin-top: 10px;">Above is the Average, SD & RSD from the Sage tested data</p>				Total THC	THCA	Average	13.4	11.0	SD	0.4	0.4	RSD	2.6	3.5
	Total THC	THCA															
Average	13.4	11.0															
SD	0.4	0.4															
RSD	2.6	3.5															
Bedrobinal	13.3	11.0															
Bedrobinal	12.7	10.2															
Bedrobinal	13.3	10.9															
Bedrobinal	13.4	11.1															
Bedrobinal	13.5	11.1															
Bedrobinal	13.6	11.2															
Bedrobinal	13.1	10.7															
Bedrobinal	13.7	11.3															
Bedrobinal	14.0	11.7															

Product	Sage Measured Total THC	Sage Measured THCA	Test 3														
Bedrobinal	14.7	12.0	<div style="background-color: #1a4a73; color: white; padding: 5px; text-align: center;"> Dutch Lab Results Total THC 13.5 Total CBD <1 </div> <table border="1" style="width: 100%; border-collapse: collapse; margin-top: 10px;"> <thead> <tr> <th></th> <th>Total THC</th> <th>THCA</th> </tr> </thead> <tbody> <tr> <td>Average</td> <td>14.8</td> <td>12.1</td> </tr> <tr> <td>SD</td> <td>0.3</td> <td>0.3</td> </tr> <tr> <td>RSD</td> <td>1.8</td> <td>2.3</td> </tr> </tbody> </table> <p style="text-align: center; margin-top: 10px;">Above is the Average, SD & RSD from the Sage tested data</p>				Total THC	THCA	Average	14.8	12.1	SD	0.3	0.3	RSD	1.8	2.3
	Total THC	THCA															
Average	14.8	12.1															
SD	0.3	0.3															
RSD	1.8	2.3															
Bedrobinal	15.0	12.4															
Bedrobinal	14.5	11.8															
Bedrobinal	14.8	12.1															
Bedrobinal	14.6	11.9															
Bedrobinal	14.6	11.9															
Bedrobinal	15.1	12.4															
Bedrobinal	15.2	12.5															
Bedrobinal	14.6	11.9															
Bedrobinal	15.2	12.5															

SD = Standard Deviation
RSD = Relative Standard Deviation

Product	Sage Measured Total THC	Sage Measured THCA	Test 1														
Bedrocan	18.7	16.4	<div style="text-align: center;"> Dutch Lab Results Total THC 22 Total CBD <1 </div> <table border="1" style="margin: 10px auto; width: 80%;"> <thead> <tr> <th></th> <th>Total THC</th> <th>THCA</th> </tr> </thead> <tbody> <tr> <td>Average</td> <td>20.0</td> <td>17.6</td> </tr> <tr> <td>SD</td> <td>0.8</td> <td>0.8</td> </tr> <tr> <td>RSD</td> <td>4.0</td> <td>4.5</td> </tr> </tbody> </table> <p>Above is the Average, SD & RSD from the Sage tested data</p>				Total THC	THCA	Average	20.0	17.6	SD	0.8	0.8	RSD	4.0	4.5
	Total THC	THCA															
Average	20.0	17.6															
SD	0.8	0.8															
RSD	4.0	4.5															
Bedrocan	19.2	16.9															
Bedrocan	19.0	16.5															
Bedrocan	19.0	16.5															
Bedrocan	19.3	16.8															
Bedrocan	19.7	17.3															
Bedrocan	20.1	17.7															
Bedrocan	19.9	17.3															
Bedrocan	20.8	17.7															
Bedrocan	20.6	17.3															
Bedrocan	20.7	18.4															
Bedrocan	20.6	18.1															
Bedrocan	21.0	18.5															
Bedrocan	20.9	18.5															
Bedrocan	20.7	18.2															

Product	Sage Measured Total THC	Sage Measured THCA	Test 2														
Bedrocan	22.9	20.4	<div style="text-align: center;"> Dutch Lab Results Total THC 22 Total CBD <1 </div> <table border="1" style="margin: 10px auto; width: 80%;"> <thead> <tr> <th></th> <th>Total THC</th> <th>THCA</th> </tr> </thead> <tbody> <tr> <td>Average</td> <td>23.7</td> <td>21.1</td> </tr> <tr> <td>SD</td> <td>0.7</td> <td>0.7</td> </tr> <tr> <td>RSD</td> <td>2.8</td> <td>3.1</td> </tr> </tbody> </table> <p>Above is the Average, SD & RSD from the Sage tested data</p>				Total THC	THCA	Average	23.7	21.1	SD	0.7	0.7	RSD	2.8	3.1
	Total THC	THCA															
Average	23.7	21.1															
SD	0.7	0.7															
RSD	2.8	3.1															
Bedrocan	22.9	20.2															
Bedrocan	22.7	20.2															
Bedrocan	23.7	21.1															
Bedrocan	23.7	21.0															
Bedrocan	24.3	21.7															
Bedrocan	23.9	21.2															
Bedrocan	24.6	22.0															
Bedrocan	24.0	21.3															
Bedrocan	24.4	21.8															

Product	Sage Measured Total THC	Sage Measured THCA	Test 3														
Bedrocan	20.0	17.7	<div style="text-align: center;"> Dutch Lab Results Total THC 22 Total CBD <1 </div> <table border="1" style="margin: 10px auto; width: 80%;"> <thead> <tr> <th></th> <th>Total THC</th> <th>THCA</th> </tr> </thead> <tbody> <tr> <td>Average</td> <td>20.3</td> <td>18.0</td> </tr> <tr> <td>SD</td> <td>0.3</td> <td>0.3</td> </tr> <tr> <td>RSD</td> <td>1.3</td> <td>1.5</td> </tr> </tbody> </table> <p>Above is the Average, SD & RSD from the Sage tested data</p>				Total THC	THCA	Average	20.3	18.0	SD	0.3	0.3	RSD	1.3	1.5
	Total THC	THCA															
Average	20.3	18.0															
SD	0.3	0.3															
RSD	1.3	1.5															
Bedrocan	20.0	17.8															
Bedrocan	20.2	17.9															
Bedrocan	19.9	17.6															
Bedrocan	20.1	17.8															
Bedrocan	20.4	18.1															
Bedrocan	20.6	18.4															
Bedrocan	20.7	18.4															
Bedrocan	20.4	18.1															
Bedrocan	20.4	18.0															

Product	Sage Measured Total THC	Sage Measured THCA	Test 4														
Bedrocan	20.1	17.7	<div style="text-align: center;"> Dutch Lab Results Total THC 22 Total CBD <1 </div> <table border="1" style="margin: 10px auto; width: 80%;"> <thead> <tr> <th></th> <th>Total THC</th> <th>THCA</th> </tr> </thead> <tbody> <tr> <td>Average</td> <td>21.1</td> <td>18.6</td> </tr> <tr> <td>SD</td> <td>0.6</td> <td>0.5</td> </tr> <tr> <td>RSD</td> <td>2.6</td> <td>2.9</td> </tr> </tbody> </table> <p>Above is the Average, SD & RSD from the Sage tested data</p>				Total THC	THCA	Average	21.1	18.6	SD	0.6	0.5	RSD	2.6	2.9
	Total THC	THCA															
Average	21.1	18.6															
SD	0.6	0.5															
RSD	2.6	2.9															
Bedrocan	20.5	18.2															
Bedrocan	20.7	18.3															
Bedrocan	20.8	18.4															
Bedrocan	21.4	19.1															
Bedrocan	20.9	18.4															
Bedrocan	21.2	18.7															
Bedrocan	21.7	19.3															
Bedrocan	21.3	18.9															
Bedrocan	21.9	19.4															

Comparing Total THC & Total CBD Sage vs. Dutch Lab

Product	Sage Measured Total THC	Sage Measured THCA	Sage Measured CBDA	Sage Measured Total CBD	Test 1																													
Bediol	4.4	2.2	9.9	8.0	<div style="display: flex; justify-content: space-around;"> <div style="border: 1px solid black; padding: 5px; background-color: #00728f; color: white; text-align: center;"> Dutch Lab Results Total THC 6.5 Total CBD 8 </div> <div style="border: 1px solid black; padding: 5px; background-color: #00728f; color: white; text-align: center;"> Dutch Lab Results Total THC 6.5 Total CBD 8 </div> </div> <table border="1" style="width: 100%; border-collapse: collapse; margin-top: 10px;"> <thead> <tr> <th></th> <th>Total THC</th> <th>THCA</th> <th></th> <th>Total CBD</th> <th>CBDA</th> </tr> </thead> <tbody> <tr> <td>Average</td> <td>4.5</td> <td>2.2</td> <td>Average</td> <td>10.3</td> <td>8.2</td> </tr> <tr> <td>SD</td> <td>0.19</td> <td>0.16</td> <td>SD</td> <td>0.18</td> <td>0.09</td> </tr> <tr> <td>RSD</td> <td>4.3</td> <td>7.0</td> <td>RSD</td> <td>1.7</td> <td>1.1</td> </tr> </tbody> </table> <p style="text-align: center; margin-top: 10px;">Above is the Average, SD & RSD from the Sage tested data</p>							Total THC	THCA		Total CBD	CBDA	Average	4.5	2.2	Average	10.3	8.2	SD	0.19	0.16	SD	0.18	0.09	RSD	4.3	7.0	RSD	1.7	1.1
	Total THC	THCA		Total CBD							CBDA																							
Average	4.5	2.2	Average	10.3							8.2																							
SD	0.19	0.16	SD	0.18							0.09																							
RSD	4.3	7.0	RSD	1.7							1.1																							
Bediol	4.1	1.9	10.2	8.2																														
Bediol	4.3	2.1	10.3	8.2																														
Bediol	4.5	2.3	10.3	8.2																														
Bediol	4.5	2.3	10.4	8.3																														
Bediol	4.5	2.2	10.4	8.3																														
Bediol	4.8	2.5	10.3	8.2																														
Bediol	4.6	2.2	10.5	8.3																														
Bediol	4.6	2.3	10.4	8.2																														
Bediol	4.6	2.3	10.5	8.3																														

Product	Sage Measured Total THC	Sage Measured THCA	Sage Measured Total CBD	Sage Measured CBDA	Test 2																													
Bediol	4.6	2.5	9.9	8.0	<div style="display: flex; justify-content: space-around;"> <div style="border: 1px solid black; padding: 5px; background-color: #00728f; color: white; text-align: center;"> Dutch Lab Results Total THC 6.5 Total CBD 8 </div> <div style="border: 1px solid black; padding: 5px; background-color: #00728f; color: white; text-align: center;"> Dutch Lab Results Total THC 6.5 Total CBD 8 </div> </div> <table border="1" style="width: 100%; border-collapse: collapse; margin-top: 10px;"> <thead> <tr> <th></th> <th>Total THC</th> <th>THCA</th> <th></th> <th>Total CBD</th> <th>CBDA</th> </tr> </thead> <tbody> <tr> <td>Average</td> <td>4.7</td> <td>2.6</td> <td>Average</td> <td>9.8</td> <td>8.0</td> </tr> <tr> <td>SD</td> <td>0.13</td> <td>0.16</td> <td>SD</td> <td>0.09</td> <td>0.11</td> </tr> <tr> <td>RSD</td> <td>2.6</td> <td>6.1</td> <td>RSD</td> <td>1.0</td> <td>1.4</td> </tr> </tbody> </table> <p style="text-align: center; margin-top: 10px;">Above is the Average, SD & RSD from the Sage tested data</p>							Total THC	THCA		Total CBD	CBDA	Average	4.7	2.6	Average	9.8	8.0	SD	0.13	0.16	SD	0.09	0.11	RSD	2.6	6.1	RSD	1.0	1.4
	Total THC	THCA		Total CBD							CBDA																							
Average	4.7	2.6	Average	9.8							8.0																							
SD	0.13	0.16	SD	0.09							0.11																							
RSD	2.6	6.1	RSD	1.0							1.4																							
Bediol	4.6	2.5	9.8	8.0																														
Bediol	4.9	2.9	9.9	8.1																														
Bediol	4.6	2.5	9.7	7.9																														
Bediol	4.8	2.7	9.8	7.9																														
Bediol	4.7	2.5	9.7	7.8																														
Bediol	4.9	2.6	9.8	7.9																														
Bediol	4.6	2.3	9.8	7.8																														
Bediol	4.8	2.6	9.9	8.0																														
Bediol	4.8	2.6	10.0	8.1																														

Product	Sage Measured Total THC	Sage Measured THCA	Sage Measured Total CBD	Sage Measured CBDA	Test 3																																			
Bediol	4.2	2.1	9.1	7.3	<table border="1"> <thead> <tr> <th colspan="3">Dutch Lab Results Total THC 6.5 Total CBD 8</th> <th colspan="3">Dutch Lab Results Total THC 6.5 Total CBD 8</th> </tr> <tr> <th></th> <th>Total THC</th> <th>THCA</th> <th></th> <th>Total CBD</th> <th>CBDA</th> </tr> </thead> <tbody> <tr> <td>Average</td> <td>3.8</td> <td><2</td> <td>Average</td> <td>9.3</td> <td>7.5</td> </tr> <tr> <td>SD</td> <td>0.29</td> <td>--</td> <td>SD</td> <td>0.11</td> <td>0.07</td> </tr> <tr> <td>RSD</td> <td>7.7</td> <td>--</td> <td>RSD</td> <td>1.2</td> <td>0.9</td> </tr> </tbody> </table> <p>Above is the Average, SD & RSD from the Sage tested data</p>						Dutch Lab Results Total THC 6.5 Total CBD 8			Dutch Lab Results Total THC 6.5 Total CBD 8				Total THC	THCA		Total CBD	CBDA	Average	3.8	<2	Average	9.3	7.5	SD	0.29	--	SD	0.11	0.07	RSD	7.7	--	RSD	1.2	0.9
Dutch Lab Results Total THC 6.5 Total CBD 8			Dutch Lab Results Total THC 6.5 Total CBD 8																																					
	Total THC	THCA		Total CBD							CBDA																													
Average	3.8	<2	Average	9.3							7.5																													
SD	0.29	--	SD	0.11							0.07																													
RSD	7.7	--	RSD	1.2							0.9																													
Bediol	3.7	1.6	9.2	7.4																																				
Bediol	3.9	1.8	9.3	7.5																																				
Bediol	3.9	1.8	9.1	7.3																																				
Bediol	4.2	2.2	9.3	7.5																																				
Bediol	4.0	2.0	9.3	7.5																																				
Bediol	3.4	1.2	9.4	7.5																																				
Bediol	3.8	1.7	9.3	7.4																																				
Bediol	4.0	2.0	9.3	7.5																																				
Bediol	3.3	0	9.4	7.4																																				